



# Warhawks Men's Basketball

University of Louisiana at Monroe



ULM (6-9, 3-4 SBC)

# WARHAWKS

vs.

Arkansas St. (11-7, 4-3 SBC)

# RED WOLVES



Game 16

Thursday, Jan. 30, 2014 • 7:00 p.m.  
Fant-Ewing Coliseum (7,000) • Monroe, La.

Radio: - KLIP LA 105.3 FM, Nick White (PXP)  
Twitter: @ULM\_MBB

## ULM Quick Notes

- The Warhawks are 16-8 all-time against Arkansas State at home and are 387-167 all-time at Fant-Ewing Coliseum

- In ULM's last outing, it outscored Georgia State 34-26 in the paint and shot 80 percent from the free throw line. The game was tied at the final media timeout before the Panthers pulled away. The Warhawks led 50-43 with 8:18 remaining

- Freshman Nick Coppola has played 40 minutes in each of ULM's last four games, becoming the first Warhawk to do so since 1999-2000 when Maurice Bell did not come out of five consecutive games, a school record

- Junior Tylor Ongwae turned in a big performance against Georgia State where he registered a double-double, matching his career-high with 27 points and grabbed 10 rebounds. It was his second double-double of the season and his 13th double-figure scoring game in 15 contests. Ongwae has also led the team in scoring in all seven league games with double-figures. The Georgia State game was his sixth 20-plus point performance and his second double-digit rebounding game of the season. Ongwae has won four consecutive Warhawk of the Week honors

- In conference games, Ongwae is second in the league in scoring (20.4 ppg) and senior Jayon James is second in the SBC in FG% (.612) and assists (4.9 apg)

- James leads the team in both rebounds (6.1 rpg) and assists (4.2 apg) and also scores 10.0 points per game on the year

- Senior Amos Olatayo is second on the team in scoring with 13.2 ppg. He also helps out on the glass with 5.0 rpg. Olatayo has 11 double-figure scoring games this season including three 20-plus games and one 30-point performance

- With a win, ULM would have a .500 record in conference play after eight games for the first time since 2006-07 when it went on to win the SBC West Division title

## ULM MEN'S BASKETBALL SCHEDULE

Fri., Nov. 8	at No. 5 Kansas	L, 80-63
<b>Mon., Nov. 18</b>	<b>Samford</b>	<b>W, 86-52</b>
Thu., Nov. 21	at Northwestern St.	W, 84-80 (OT)
<b>Mon., Dec. 9</b>	<b>Thomas</b>	<b>W, 84-61</b>
Sat., Dec. 14	at LSU	L, 61-54
Wed., Dec. 18	at Ole Miss	L, 75-62
<b>Sun., Dec. 22</b>	<b>Louisiana Tech</b>	<b>L, 83-61</b>
Fri., Dec. 27	at No. 3 Ohio State	L, 71-31
<b>Sat., Jan. 4</b>	<b>UL-Lafayette*</b>	<b>W, 103-98 (20T)</b>
Thurs., Jan. 9	at UT Arlington*	L, 83-79 (OT)
<b>Sat., Jan. 11</b>	<b>Texas State*</b>	<b>L, 61-36</b>
Thu., Jan. 16	at Troy*	W, 75-64
Sat., Jan. 18	at South Alabama*	W, 64-58
<b>Thu., Jan. 23</b>	<b>WKU*</b>	<b>L, 69-51</b>
<b>Sat., Jan. 25</b>	<b>Georgia State*</b>	<b>L, 66-58</b>
<b>Thu., Jan. 30</b>	<b>Arkansas State*</b>	<b>7:00 p.m.</b>
Sat., Feb. 1	at UL-Lafayette*	7:15 p.m.
Thu., Feb. 6	at Texas State*	7:00 p.m.
<b>Thu., Feb. 13</b>	<b>UT Arlington*</b>	<b>7:00 p.m.</b>
<b>Sat., Feb. 15</b>	<b>UALR*</b>	<b>4:00 p.m.</b>
Thu., Feb. 20	at Georgia State*	6:00 p.m.
Sat., Feb. 22	at WKU*	7:00 p.m.
<b>Thu., Feb. 27</b>	<b>South Alabama*</b>	<b>7:00 p.m.</b>
<b>Sat., Mar. 1</b>	<b>Troy*</b>	<b>4:00 p.m.</b>
Thu., Mar. 6	at Arkansas State*	7:05 p.m.
Sat., Mar. 8	at UALR*	7:00 p.m.
Thurs., Mar. 13	Sun Belt Championships	TBA

All times Central and subject to change. Bold indicates home contests.; \*-Sun Belt game

**We are ULM.** Please note that there are only two correct versions of our institution's name, the preferred acronym ULM and the full name, the University of Louisiana at Monroe. Any other reference, including Louisiana-Monroe, UL-Monroe, La.-Monroe, LAM, or simply Monroe, are incorrect.

## Media Relations Contacts

Robbie Kleinmuntz (Primary)	Tom Ritter (Secondary)
Assistant Director	Graduate Assistant
kleinmuntz@ulm.edu	rittertf@warhawks.ulm.edu
O: 318-342-5462	O: 318-342-5451
C: 847-912-5380	C: 318-953-0734



# Warhawks Men's Basketball

University of Louisiana at Monroe



## Keith Richard

Head Coach

Fourth Year at ULM  
13th Season Overall

Alma Mater: ULM (1982)

### THE RICHARD FILE

#### COACHING HONORS

- 1999 Sun Belt Coach of the Year
- Has been part of the coaching staff for seven NCAA Tournament and three NIT teams

#### COACHING CAREER

Season	School	Position	Record
1984-85	ULM	Graduate Assistant	17-12
1985-86	ULM	Graduate Assistant	20-10/NCAA
1986-87	Marshall	Assistant Coach	25-6/NCAA
1987-88	Marshall	Assistant Coach	24-8/NIT
1988-89	Marshall	Assistant Coach	15-15
1989-90	ULM	Assistant Coach	22-8/NCAA
1990-91	ULM	Assistant Coach	25-8/NCAA
1991-92	ULM	Assistant Coach	19-10/NCAA
1992-93	ULM	Assistant Coach	26-5/NCAA
1993-94	ULM	Assistant Coach	19-9
1994-95	La. Tech	Assistant Coach	14-13
1995-96	La. Tech	Associate Head Coach	11-17
1996-97	La. Tech	Associate Head Coach	15-14
1997-98	La. Tech	Associate Head Coach	12-15
1998-99	La. Tech	Head Coach	19-9
1999-00	La. Tech	Head Coach	21-8
2000-01	La. Tech	Head Coach	17-12
2001-02	La. Tech	Head Coach	22-10/NIT
2002-03	La. Tech	Head Coach	12-15
2003-04	La. Tech	Head Coach	15-15
2004-05	La. Tech	Head Coach	14-15
2005-06	La. Tech	Head Coach	20-13/NIT
2006-07	La. Tech	Head Coach	10-20
2008-09	LSU	Assistant Coach	27-8/NCAA
2009-10	LSU	Assistant Coach	11-20
2010-11	ULM	Head Coach	7-24
2011-12	ULM	Head Coach	3-26
2012-13	ULM	Head Coach	4-23
2013-14	ULM	Head Coach	6-9

#### PLAYING CAREER

- Played for ULM from 1978-82; Coached by Lenny Fant, Benny Hollis & Mike Vining
- 1979 Atlantic Sun Tournament Champions, NIT
- 1980 Atlantic Sun Regular Season Champions
- 1982 Atlantic Sun Tournament Champions, NCAA
- Two-time team captain ('81 & '82)
- Led team in assists twice

#### EDUCATION

- Bachelor's degree in general business, ULM (1982)
- Master's degree in guidance counseling, ULM (1986)

### ULM Quick Notes Continued...

- The Warhawks are 4-0 this season when scoring at least 80 points, 3-0 when leading at halftime and 5-1 when scoring 20 points or more off the bench
- With 11 regular season games still remaining, ULM has already surpassed its win total by two games from last season and has matched its conference win total in conference play. ULM was 4-23 overall and 3-17 in SBC play last year
- The Warhawks are currently on a two-game road winning streak for the first time since the 2002-03 season when they won three in a row. ULM won at Troy 75-64 and South Alabama 64-58
- The seven-point halftime deficit against South Alabama was the largest ULM has overcome this season in a victory. ULM's seven turnovers against the Jaguars were its fewest in a game this season. ULM outscored USA 24-13 off the bench
- Against Troy, the Warhawks shot over 80 percent from the free throw line for the first time this season (14-for-17, .824). ULM also outscored Troy 21-5 off the bench
- The Warhawks opened league play with back-to-back overtime games for the first time in school history. ULM is 2-1 in overtime this season, and ULM head coach Keith Richard is 17-8 in his career
- Against UL-Lafayette, Ongwae and James each notched a double-double. ULM had two student-athletes record a double-double in one game for the first time since Dec. 22, 2009 when Rudy Turner and Tony Hooper did it against Harding
- ULM's 11 blocks against ULL were the most by ULM since Dec. 2, 2006 when it had 10 against William Carey
- The Warhawks played the eighth toughest non-conference schedule in the country, according to cbssports.com. ULM's opponents went a combined 71-30 in non-conference play as the Warhawks took on a pair of top-5 opponents
- ULM went 36 days inbetween its first two losses on the season. It was its longest stretch without a loss since 1993-94 when they went from Jan. 18 - Feb. 28 between defeats
- After defeating Thomas (Ga.) on Dec. 9, the Warhawks won three consecutive games for the first time since 2007-08. They got off to a 3-1 start on the season for the first time since 2004-05
- The Warhawks trailed Northwestern State by 18 in the second half before mounting their biggest comeback of the season on Nov. 21
- In ULM's home opener, it thumped Samford 86-52 on Nov. 18 and was up by 41 at one point in the second half. The 34-point win was the largest margin of victory for ULM since a 97-43 win over Union College (Ky.) on Jan. 3, 2009. It was ULM's most lop-sided score over a Division I program since Feb. 3, 2000 when it defeated Lamar 95-58
- Junior Marvin Williams posted a game-high 19 points against No. 5 Kansas in the season opener, outscoring Andrew Wiggins who was named Preseason National Player of the Year by cbssports.com. Williams went 8-for-13 from the field and grabbed a team-high six rebounds in 24 minutes. Wiggins scored 16.
- ULM earned the 2012-13 SBC team academic award and was one of 21 NCAA Division I men's basketball programs to earn Team Academic Excellence Awards from the National Association of Basketball Coaches
- The Warhawks carry a full scholarship roster for the first time under head coach Keith Richard after inheriting APR penalties. Richard is in his fourth season with the program



# Warhawks Men's Basketball

University of Louisiana at Monroe



## Numerical Roster

No.	Player	Pos.	Ht.	Wt.	Cl.	Hometown (Previous School)
0	Marvin Williams	F/C	6-8	245	JR	Memphis, Tenn. (NW Florida State College)
1	Jayon James	F	6-6	225	SR	Paterson, N.J. (Lamar State-Port Arthur)
2	DeMondre Harvey	F	6-7	210	SO	Minden, La. (Pearl River CC)
3	Marcelis Hansberry	G	6-0	185	SR	Jackson, Miss. (Provine HS)
4	RJ McCray	G	6-2	190	SR	Arlington, Texas (Grace Prep Academy)
10	Amos Olatayo	G	6-4	200	SR	Houston, Texas (Navarro College)
11	Nick Coppola	G	5-11	195	FR	Richmond, Va. (Benedictine Prep)
12	Tylor Ongwae	F	6-7	205	JR	Eldoret, Kenya (Ranger College)
13	Chinedu Amajoyi	G	6-3	195	JR	Rancho Cucamonga, Calif. (Kilgore College)
15	Kyle Koszuta	G	6-2	190	SO	Niceville, Fla. (Niceville HS)
20	Evan Sims	F/C	6-8	235	JR	Houston, Texas (Lamar State-Port Arthur)
22	Lance Richard	G	5-10	170	FR	Monroe, La. (Sterlington HS)
23	Millaun Brown	F/C	6-7	230	SR	Gunnison, Miss. (East Mississippi CC)
33	Daniel Grieves	G/F	6-6	210	SO	Bay St. Louis, Miss. (Pearl River CC)
34	Leon Carswell II	F	6-3	210	JR	Bossier City, La. (Airline HS)
35	Colten Ponder	F	6-5	215	SO	Shreveport, La. (Calvary Baptist HS)

## COACHING STAFF

Head Coach: Keith Richard (ULM '82)

Assistant Coach: Ryan Cross (Buffalo '95)

Assistant Coach: Lonnie Cooper (Louisiana Tech '99)

Assistant Coach J.A. Anglin (LSU Shreveport '10)

Coordinator of Basketball Operations: Wyatt Hodges

## PRONUNCIATION

Keith/Lance RICHARD      Ree-CHARD

MILLAUN Brown      Mih-LAHN

JAYON James      Jay-AHN

AMOS OLATAYO      AIM-uhs Ole-ah-tay-O

CHINEDU AMAJOYI      Chin-ih-due Om-uh-joy

TYLOR ONGWAE

Kyle KOSZUTA

Nick COPPOLA

Tie-ler Ong-why

Kus-zoo-tuh

Cup-oh-luh

## BY CLASS

Seniors (5).....Millaun Brown  
 .....Marcelis Hansberry  
 .....Jayon James  
 .....R.J. McCray  
 .....Amos Olatayo  
 Juniors (5).....Chinedu Amajoyi  
 .....Leon Carswell  
 .....Tylor Ongwae  
 .....Evan Sims  
 .....Marvin Williams  
 Sophomores (4) .....Daniel Grieves  
 .....DeMondre Harvey  
 .....Kyle Koszuta  
 .....Colten Ponder  
 Freshmen (2).....Nick Coppola  
 .....Lance Richard

## BY POSITION

Guards.....Chinedu Amajoyi  
 .....Nick Coppola  
 .....Marcelis Hansberry  
 .....Kyle Koszuta  
 .....RJ McCray  
 .....Amos Olatayo  
 .....Lance Richard  
 Guard/Foward.....Daniel Grieves  
 Forwards.....Leon Carswell  
 .....DeMondre Harvey  
 .....Jayon James  
 .....Tylor Ongwae  
 .....Colten Ponder  
 Forward/Center.....Millaun Brown  
 .....Evan Sims  
 .....Marvin Williams

## BY STATE/COUNTRY

California.....Chinedu Amajoyi  
 Florida.....Kyle Koszuta  
 Kenya.....Tylor Ongwae  
 Louisiana.....Leon Carswell  
 .....DeMondre Harvey  
 .....Colten Ponder  
 .....Lance Richard  
 Mississippi.....Millaun Brown  
 .....Daniel Grieves  
 .....Marcelis Hansberry  
 New Jersey.....Jayon James  
 Tennessee.....Marvin Williams  
 Texas.....R.J. McCray  
 .....Amos Olatayo  
 .....Evan Sims  
 Virginia.....Nick Coppola

## WE ARE ULM

### 12 REGULAR SEASON CHAMPIONSHIPS

1961-62 - Gulf States Conference  
 1964-65 - Gulf States Conference  
 1978-79 - Atlantic Sun Conference  
 1979-80 - Atlantic Sun Conference  
 1985-86 - Southland Conference  
 1989-90 - Southland Conference  
 1990-91 - Southland Conference  
 1992-93 - Southland Conference  
 1993-94 - Southland Conference  
 1995-96 - Southland Conference  
 1996-97 - Southland Conference  
 2006-07 - Sun Belt Conference West Division

### NINE POST-SEASON APPEARANCES

1978-79 - NIT  
 1981-82 - NCAA Tournament  
 1985-86 - NCAA Tournament  
 1987-88 - NIT  
 1989-90 - NCAA Tournament  
 1990-91 - NCAA Tournament  
 1991-92 - NCAA Tournament  
 1992-93 - NCAA Tournament  
 1995-96 - NCAA Tournament

### EIGHT TOURNAMENT CHAMPIONSHIPS

1978-79 - Atlantic Sun Conference  
 1981-82 - Atlantic Sun Conference  
 1985-86 - Southland Conference  
 1989-90 - Southland Conference  
 1990-91 - Southland Conference  
 1991-92 - Southland Conference  
 1992-93 - Southland Conference  
 1995-96 - Southland Conference



# Warhawks Men's Basketball

University of Louisiana at Monroe



## ULM Quick Facts

Location \_\_\_\_\_ Monroe, La.  
Enrollment \_\_\_\_\_ 8,858  
Founded \_\_\_\_\_ 1931  
Nickname/Mascot \_\_\_\_\_ Warhawks/Ace  
Colors \_\_\_\_\_ Maroon & Gold  
President \_\_\_\_\_ Dr. Nick Bruno  
Director of Athletics \_\_\_\_\_ Brian Wickstrom  
Conference \_\_\_\_\_ Sun Belt  
Affiliation \_\_\_\_\_ NCAA Division I  
All-Time Record \_\_\_\_\_ 906-804 (62nd season)  
Winning Seasons \_\_\_\_\_ 38 (20+ wins 10 times)  
Home Venue \_\_\_\_\_ Fant-Ewing Coliseum (7000)  
Playing Surface \_\_\_\_\_ Maple  
Opened \_\_\_\_\_ 1971  
Press Row Phone \_\_\_\_\_ 318-342-6920

Head Coach \_\_\_\_\_ Keith Richard  
Record at ULM \_\_\_\_\_ 20-86 (fourth year)  
Career Record \_\_\_\_\_ 170-198 (13th year)  
Assistant Coach \_\_\_\_\_ Ryan Cross  
Assistant Coach \_\_\_\_\_ Lonnie Cooper  
Assistant Coach \_\_\_\_\_ J.A. Anglin  
Coordinator of MBB Ops. \_\_\_\_\_ Wyatt Hodges  
Athletic Trainer \_\_\_\_\_ Jeremy Teblum  
Strength Coach \_\_\_\_\_ Brian Seitz

Website \_\_\_\_\_ www.ulmwarhawks.com  
Facebook \_\_\_\_\_ www.facebook.com/warhawks  
Twitter \_\_\_\_\_ @ULM\_MBB

## Sun Belt Conference Preseason Coaches Poll

1. WKU - 91 (5)
2. South Alabama - 78 (2)
3. Arkansas State - 74
- T-4. Georgia State - 73 (2)
- T-4. UL-Lafayette - 73 (1)
6. UALR - 48
7. UT Arlington - 36
8. Texas State - 34
9. Troy - 26
10. ULM - 17

**Jayon James**  
- Preseason SBC  
All-Conference  
Third-Team  
  
- CSM Preseason  
All-SBC  
Third-Team  
  
**Amos Olatayo**  
- CSM Preseason  
All-SBC  
Third-Team

## All-Time Series History vs. Arkansas State

Arkansas State leads 32-21  
At ULM: ULM leads 16-8  
At ASU: ASU leads 23-5  
On Neutral Courts: ASU leads 1-0

## Scouting Arkansas State

Arkansas State (11-7, 4-3 SBC) comes to Fant-Ewing Coliseum after a 77-49 thumping over UALR at home on Saturday. Senior guard Ed Townsel became the 29th player in school history to net over 1,000 points in the contest.

Kirk Van Slyke leads the Red Wolves in scoring with 17.2 points per game and also grabs 6.6 rebounds per game. Melvin Johnson III averages 13.9 points per contest and Brandon Reed puts in 10.8 ppg. Kendrick Washington scores 9.9 ppg and is the team's leading rebounder at 6.7 rpg.

In conference games, Arkansas State leads the league in field goal percentage defense, holding opponents to a .400 mark. It also is first in three-pointers made with 8.6 per game and assists with 14.6 per contest.

John Brady is in his sixth season as head coach. He led the Red Wolves to a 19-12 record last season as they claimed their second Sun Belt Conference West Division title in the last three years. The program's 19 victories were the most in a single season since the 1997-98 campaign. Brady led ASU to a conference regular season title in 2010-11 when it went 13-0 at home.

Prior to Arkansas State, Brady spent 10-plus seasons as LSU's head coach and guided the Tigers to six postseason berths, two SEC championships crowns and three SEC Western Division titles. He won SEC Coach of the Year honors twice.

## 2013-14 NON-CONFERENCE STRENGTH OF SCHEDULE RANKINGS

according to cbssports.com (1/1/14)

RK	School	SOS	Opp. Winning %
1.	New Orleans	.6951	.7669
2.	Kansas	.6840	.7500
3.	Long Beach State	.6443	.7166
4.	BYU	.6323	.6949
5.	Massachusetts	.6262	.6574
6.	Eastern Michigan	.6192	.6448
7.	Colorado	.6162	.6597
<b>8.</b>	<b>ULM</b>	<b>.6152</b>	<b>.6744</b>
9.	Alabama	.6142	.6468
10.	Oakland	.6130	.6585

## RICHARD VS. 2013-14 OPPONENTS

<b>Arkansas State.....</b>	<b>5-8</b>
Georgia State .....	0-1
Kansas.....	0-1
Louisiana Tech .....	0-4
UL-Lafayette.....	7-11
LSU.....	0-2
Northwestern State .....	2-1
Ohio State .....	0-1
Ole Miss.....	0-2
Samford .....	1-0
South Alabama .....	5-5
Texas-Arlington.....	0-1
Texas State .....	0-1
Thomas .....	1-0
Troy .....	1-4
UALR .....	7-6
WKU.....	5-8





# Warhawks Men's Basketball

University of Louisiana at Monroe



## In ULM's Last Outing...

### Georgia State Overcomes Ongwae's Big Performance

MONROE, La. — Junior Tylor Ongwae matched his career-high in scoring and registered a double-double for the ULM men's basketball team, but Georgia State was able to stay unbeaten in Sun Belt Conference play with a 66-58 result on Saturday at Fant-Ewing Coliseum.

Ongwae posted 27 points and 10 rebounds for his second double-double of the season for ULM (6-9, 3-4 SBC). He went 10-of-16 from the field, 6-of-7 from the line and also tallied three assists and a steal.

He was one of three Warhawks to reach double-figures in the contest. Senior Jayon James notched 11 points, seven rebounds, five assists and a pair of blocks, while sophomore Daniel Grieves put in 10 points.

Georgia State was led by Ryan Harrow's 18 points and Devonta White's 17 points. R.J. Hunter, who entered the game leading the Sun Belt Conference in scoring, had 13 points and Manny Atkins helped out with 11 points.

The Warhawks grabbed the early advantage, 11-5 with 15:22 left in the first half after a quick seven points from Ongwae.

Georgia State responded and took the 18-17 edge, but Coppola answered with a three-pointer to put ULM back on top 20-18 at the 8:28 mark. ULM used that to go on a 6-0 run and extended the lead to 23-18 after a basket and converted free throw by Ongwae with 4:28 to go.

After the Panthers cut it to a two-point game at 25-23, Ongwae hit a free throw to put the Warhawks up, 26-23. GSU's Ryan Harrow hit a three-pointer right before the buzzer to tie the game, 26-26 at halftime.

A 6-2 run got ULM the 32-28 lead in early in the second half. GSU responded and took the lead after back-to-back jumpers by Devonta White to go up 35-34 with 13:28 left in the game.

The Warhawks regained the lead, 40-35, after a 6-0 run was capped off by an old-fashion three-point play by Ongwae at the 12:05 mark. They extended the lead to 45-38 after a three-pointer by sophomore Daniel Grieves with 10:28 left.

Still leading 53-47, the Panthers went on a 6-0 run to tie the game as the Warhawks called timeout at the 5:22 mark. GSU led by four when Grieves hit a long-range shot to make it a 59-58 game with 1:38 left. The Panthers were able to hold the Warhawks off after shooting 81.0 percent (17-for-21) from the free throw line, including 14-for-17 in the second half.

#### Official Basketball Box Score -- Game Totals -- Final Statistics Georgia State vs ULM 01/25/14 4:30 PM CST at Fant-Ewing Coliseum; Monroe, Louisiana

##### Georgia State 66 • 14-6, 7-0

#	Player	Total		3-Ptr		Rebounds			PF	TP	A	TO	Blk	Stl	Min
		FG	FGA	FG	FGA	FT	FTA	Off	Def	Tot					
12	White, Devonta	* 4-8	0-0	9-10	0-0	2	2	2	2	17	4	2	0	0	35
22	Hunter, R.J.	* 5-15	3-11	0-2	1	3	4	2	13	1	0	3	3	37	
23	Atkins, Manny	* 3-12	1-2	4-4	3	2	5	3	11	1	1	0	3	29	
42	Washington, Curtis	* 3-5	0-0	1-1	2	9	11	4	7	0	0	0	0	28	
55	Harrow, Ryan	* 7-15	1-3	3-4	2	2	4	2	18	3	3	0	3	36	
02	Green, Ryann	0-0	0-0	0-0	0	0	0	0	0	0	0	0	0	1	
10	Shaw, Kevin	0-0	0-0	0-0	0	0	0	0	0	0	0	0	0	3	
11	Hinton, Jaylen	0-0	0-0	0-0	0	0	0	0	0	0	0	0	0	1	
25	Richardson, Rashaad	0-1	0-1	0-0	0	0	0	1	0	0	0	0	0	6	
33	Crider, Markus	0-1	0-0	0-0	3	0	3	1	0	0	0	1	2	21	
45	Burguillos, Denny	0-0	0-0	0-0	0	1	1	0	0	0	0	0	0	3	
Team					1	0	1								
Totals		22-57	5-17	17-21	12	19	31	15	66	9	6	4	11	200	

FG % 1st Half: 10-32 31.3% 2nd half: 12-25 48.0% Game: 22-57 38.6% Deadball Rebounds 3,2  
3FG % 1st Half: 3-11 27.3% 2nd half: 2-6 33.3% Game: 5-17 29.4%  
FT % 1st Half: 3-4 75.0% 2nd half: 14-17 82.4% Game: 17-21 81.0%

##### ULM 58 • 6-9, 3-4

#	Player	Total		3-Ptr		Rebounds			PF	TP	A	TO	Blk	Stl	Min
		FG	FGA	FG	FGA	FT	FTA	Off	Def	Tot					
00	Williams, Marvin	* 3-6	0-0	1-1	0	5	5	1	7	1	2	3	0	33	
01	James, Jayon	* 5-8	0-1	1-2	2	5	7	3	11	5	5	2	0	38	
11	Coppola, Nick	* 1-6	1-3	0-0	0	3	3	4	3	2	3	0	0	40	
12	Ongwae, Tylor	* 10-16	1-7	6-7	2	8	10	4	27	3	3	0	1	38	
33	Grieves, Daniel	* 4-11	2-9	0-0	0	2	2	4	10	1	0	0	0	35	
02	Harvey, DeMondre	0-0	0-0	0-0	0	0	0	2	0	0	1	1	0	9	
15	Kozuta, Kyle	0-1	0-1	0-0	1	1	2	0	0	0	1	0	0	7	
Team					1	0	1								
Totals		23-48	4-21	8-10	6	24	30	18	58	12	15	6	1	200	

FG % 1st Half: 10-23 43.5% 2nd half: 13-25 52.0% Game: 23-48 47.9% Deadball Rebounds 0  
3FG % 1st Half: 1-10 10.0% 2nd half: 3-11 27.3% Game: 4-21 19.0%  
FT % 1st Half: 5-6 83.3% 2nd half: 3-4 75.0% Game: 8-10 80.0%

Officials: R-James Barker, U1-Jason Creek, U2-Kirby Sitton  
Technical fouls: Georgia State-None. ULM-None.  
Attendance: 1682

Score by periods	1st	2nd	Total
Georgia State	26	40	66
ULM	26	32	58

	In	Off	2nd	Fast	Bench
Points	26	13	8	6	0
GSU	26	5	7	6	0
ULM	34				

Last FG - GSU 2nd-00:19, ULM 2nd-01:38.  
Largest lead - GSU by 8 2nd-00:11, ULM by 7 2nd-10:28.

Score tied - 4 times.  
Lead changed - 8 times.

## HOME COURT ADVANTAGE

### 387-167 All-Time in Fant-Ewing Coliseum

#### ULM RECORDS IN FANT-EWING

Year	Games	Record	Pct.	Avg. Attend.
1971-72	10	6-4	.600	4,190
1972-73	11	8-3	.727	3,232
1973-74	11	8-3	.727	3,250
1974-75	12	11-1	.917	3,454
1975-76	13	10-3	.769	5,451
1976-77	13	9-4	.692	5,073
1977-78	13	10-3	.769	4,459
1978-79	16	15-1	.937	5,215
1979-80	14	10-4	.714	3,678
1980-81	16	8-8	.500	3,067
1981-82	16	13-3	.812	3,808
1982-83	14	12-2	.857	2,946
1983-84	16	11-5	.688	2,098
1984-85	13	9-4	.692	2,380
1985-86	15	14-1	.933	2,114
1986-87	13	8-5	.615	2,582
1987-88	12	10-2	.833	2,582
1988-89	12	8-4	.667	2,861
1989-90	14	13-1	.928	2,949
1990-91	14	14-0	1.000	3,327
1991-92	12	9-3	.750	2,710
1992-93	14	14-0	1.000	3,892
1993-94	14	10-4	.714	3,351
1994-95	12	9-3	.750	3,619
1995-96	11	8-3	.727	2,182
1996-97	12	9-3	.750	1,822
1997-98	11	7-4	.636	1,301
1998-99	11	7-4	.636	1,913
1999-00	14	11-3	.786	2,003
2000-01	13	9-4	.692	935
2001-02	12	12-0	1.000	3,437
2002-03	12	7-5	.583	1,412
2003-04	13	9-4	.692	1,624
2004-05	13	6-7	.462	1,296
2005-06	13	8-5	.615	793
2006-07	14	14-0	1.000	1,952
2007-08	12	5-7	.417	1,338
2008-09	14	8-6	.571	907
2009-10	14	8-6	.571	1,398
2010-11	13	4-9	.308	1,400
2011-12	13	0-13	.000	1,438
2012-13	12	3-9	.250	1,255
2013-14	7	3-4	.429	1,773
TOTALS	554	387-167	.699	



# Warhawks Men's Basketball

University of Louisiana at Monroe



## Number of times in 2013-14 a ULM student-athlete has led the team in...

<b>Points</b>		Daniel Grieves	1	<b>Blocks</b>	
Tylor Ongwae	9	Marvin Williams	1	Tylor Ongwae	5
Amos Olatayo	3			Amos Olatayo	4
Marvin Williams	2	<b>Free Throws Made</b>		DeMondre Harvey	4
Jayon James	1	Tylor Ongwae	7	Marvin Williams	3
		Jayon James	4	Jayon James	2
<b>Rebounds</b>		Amos Olatayo	2	Millaun Brown	1
Jayon James	5	Nick Coppola	1	Evan Sims	1
Tylor Ongwae	4	Kyle Koszuta	1		
Amos Olatayo	3	R.J. McCray	1	<b>Steals</b>	
Marvin Williams	3			Jayon James	7
DeMondre Harvey	2	<b>Free Throw Attempts</b>		Tylor Ongwae	6
Nick Coppola	1	Jayon James	6	Nick Coppola	4
		Tylor Ongwae	6	Amos Olatayo	3
<b>Assists</b>		Amos Olatayo	3	R.J. McCray	3
Jayon James	9	Nick Coppola	2	DeMondre Harvey	2
Nick Coppola	7	R.J. McCray	1	Kyle Koszuta	2
Kyle Koszuta	2			Chinedu Amajoyi	2
R.J. McCray	2	<b>3FG Made</b>		Evan Sims	1
Daniel Grieves	1	Daniel Grieves	8		
Tylor Ongwae	1	Amos Olatayo	7	<b>Minutes</b>	
		Tylor Ongwae	5	Nick Coppola	6
<b>Field Goals Made</b>		Kyle Koszuta	3	Tylor Ongwae	5
Tylor Ongwae	10	Nick Coppola	1	Jayon James	4
Amos Olatayo	4	R.J. McCray	1	Amos Olatayo	2
Marvin Williams	2			Daniel Grieves	1
Jayon James	1	<b>3FG Attempts</b>		Kyle Koszuta	1
		Daniel Grieves	8	R.J. McCray	1
<b>Field Goal Attempts</b>		Amos Olatayo	7		
Tylor Ongwae	9	Nick Coppola	1		
Amos Olatayo	4	Kyle Koszuta	1		

*Note: If multiple student-athletes tie in a category in a single game, they all receive credit for leading the team*

## Double-Doubles

### 2013-14 Season

Tylor Ongwae (2)  
27 pt, 11 reb vs. ULL (1/4/14)  
27 pt, 10 reb vs. GSU (1/25/14)

### Jayon James (1)

16 pt, 12 reb vs. ULL (1/4/14)

### Marvin Williams (1)

13 pt, 10 reb at NSU (11/21/13)

### Career

#### Jayon James (6)

10 pt, 12 reb vs SLU (12/10/12)

26 pt, 10 reb vs FAU (12/12/12)

11 pt, 12 reb vs SU (12/13/12)

19 pt, 10 reb at NT (1/5/13)

11 pt, 15 ast at FIU (2/2/13)

16 pt, 12 reb vs. ULL (1/4/14)

## Individual Career Totals for Returning Student-Athletes

*Only includes statistics at ULM*

### Points

A. Olatayo 549  
J. James 404  
M. Hansberry 390  
R.J. McCray 384  
M. Brown 187  
K. Koszuta 132

### Steals

R.J. McCray 58  
J. James 56  
M. Hansberry 46  
A. Olatayo 46  
K. Koszuta 31  
M. Brown 27

### Field Goals M-A

A. Olatayo 238-517  
J. James 156-353  
M. Hansberry 142-353  
R.J. McCray 137-330  
M. Brown 82-148  
K. Koszuta 43-121

### Free Throws M-A

A. Olatayo 99-170  
J. James 88-173  
R.J. McCray 80-124  
M. Hansberry 80-124  
M. Brown 21-53  
K. Koszuta 15-24

### Rebounds

J. James 256  
A. Olatayo 207  
M. Brown 175  
R.J. McCray 145  
M. Hansberry 137  
K. Koszuta 33

### Three-Pointers M-A

A. Olatayo 44-148  
K. Koszuta 31-82  
R.J. McCray 30-92  
M. Hansberry 26-107  
J. James 4-33

### Assists

J. James 200  
R.J. McCray 120  
M. Hansberry 110  
K. Koszuta 54  
A. Olatayo 31  
M. Brown 14

### Games/Starts

R.J. McCray 88/35  
M. Hansberry 71/28  
J. James 42/40  
K. Koszuta 41/2  
M. Brown 38/25  
A. Olatayo 37/30

### Minutes

R.J. McCray 1766  
J. James 1408  
M. Hansberry 1387  
A. Olatayo 1101  
M. Brown 877  
K. Koszuta 572

### Blocks

A. Olatayo 17  
J. James 15  
R.J. McCray 14  
M. Brown 10  
M. Hansberry 2

## Double-Figures and Categorical Highs

Double-Figures	Season 10+ Points	Season 10+ Rebs	Season 10+ Asts
Tylor Ongwae	13 times (20+ 6 times)	2 times	
Amos Olatayo	11 times (20+ 3 times)		
Jayon James	8 times	2 times	
Marvin Williams	4 times	1 time	
Nick Coppola	3 times		
Daniel Grieves	3 times		
DeMondre Harvey	1 time		
R.J. McCray	1 time		

Double-Figures	Career 10+ Points	Career 10+ Rebs	Career 10+ Asts
Amos Olatayo	28 times (20+ 12 times)	1 time	
Jayon James	21 times (20+ 1 time)	8 times	2 times
Marcelis Hansberry	15 times (20+ 1 time)		
Tylor Ongwae	13 times (20+ 6 times)	2 times	
R.J. McCray	12 times		
Millaun Brown	5 times (20+ 1 time)	1 time	
Marvin Williams	4 times	1 time	
Kyle Koszuta	3 times		
Nick Coppola	3 times		
Daniel Grieves	3 times		
DeMondre Harvey	1 time		

### Single-Game Categorical Highs 2013-14

Points	Amos Olatayo - 30, at NSU
Field Goals Made	Amos Olatayo/Tylor Ongwae - 11 (Olatayo at NSU) (Ongwae vs ULL)
3FG Made	Amos Olatayo/Tylor Ongwae - 4 (Both at UTA)
Free Throws Made	Jayon James/Tylor Ongwae - 9 (James at NSU) (Ongwae vs. THOM)
Rebounds	Jayon James - 12 (vs. UL-Lafayette)
Assists	Jayon James - 9 (at UTA)
Steals	Tylor Ongwae - 4 (vs. Thomas)
Blocks	Amos Olatayo - 5 (vs. UL-Lafayette)



# Warhawks Men's Basketball

University of Louisiana at Monroe



## The Last Time ULM...

Scored 100 or more points  
Scored 90 or more points  
Scored 80 or more points  
Scored fewer than 40 points  
Held an opponent to under 50 points  
Held an opponent to under 40 points  
Won by 30 or more points  
Won by 40 or more points  
Won by 50 or more points  
Won by 60 or more points  
Had four double-digit scorers  
Had five double-digit scorers  
Had no double-digit scorers  
Had 20 or more assists  
Had fewer than 10 assists  
Had 10 or more blocks  
Had 10 or more steals  
Had 20 or more turnovers  
Had fewer than 10 turnovers  
Made 30 or more field goals  
Made 40 or more field goals  
Made 50 or more field goals  
Shot over 50 pct from field  
Shot over 60 pct from field  
Shot less than 20 pct from field  
Made 10 or more 3-pointers  
Made 15 or more 3-pointers  
Shot over 50 pct from 3FG  
Shot over 60 pct from 3FG  
Shot less than 20 pct from 3FG  
Made 20 or more free throws  
Made 30 or more free throws  
Shot over 80 pct free throws  
Shot over 90 pct free throws  
Won on a buzzer beater  
Lost on a buzzer beater  
Won on the last possession  
Lost on the last possession  
Won in overtime  
Won in double overtime  
Won in triple overtime  
Had two double-doubles in one game  
Had two 20+ scorers in one game

## A ULM Player...

Had a double-double (pts-rbs)  
Had a double-double (pts-asts)  
Had a triple-double  
Had 20 points or more  
Had 30 points or more  
Had 40 points or more  
Had 50 points or more  
Made 10 or more field goals  
Made 15 or more field goals  
Made five or more 3FG  
Made 10 or more FT  
Had 10 or more rebounds  
Had 15 or more rebounds  
Had 20 or more rebounds  
Had 25 or more rebounds  
Had 30 or more rebounds  
Had 10 or more assists  
Had 15 or more assists  
Had five or more steals  
Had 10 or more steals  
Had five or more blocks  
Had 10 or more blocks  
Played 40 minutes or more

105, vs. UL-Lafayette (1/4/2014)  
105, vs. UL-Lafayette (1/4/2014)  
105, vs. UL-Lafayette (1/4/2014)  
36, vs. Texas State (1/11/2014)  
46, vs. Centenary (12/11/2010)  
37, vs. LeTourneau (11/25/1991)  
34, vs. Samford (11/18/2013)  
54, vs. Union College (1/3/2009)  
54, vs. Union College (1/3/2009)  
63, vs. LeTourneau (11/25/1991)  
at South Alabama (1/18/2014)  
vs. UL-Lafayette (1/4/2014)  
at No. 3 Ohio State (12/27/2013)  
20, at FIU (2/2/2013)  
7, vs. Texas State (1/11/2014)  
11, vs. UL-Lafayette (1/4/2014)  
10, at LSU (12/14/2013)  
20, vs. Thomas (12/9/2013)  
7, at South Alabama (1/18/2014)  
33, at UT Arlington (1/9/2014)  
41, vs. Texas College (12/22/2003)  
51, vs. Georgia Southern (2/8/1979)  
.520 (26-50), at Troy (1/16/2014)  
.620 (31-50), at Nicholls State (11/28/2011)  
.185 (10-54) at No. 3 Ohio State (12/27/2013)  
10, at UT Arlington (1/9/2014)  
15, vs. Middle Tennessee (1/24/2008)  
.643 (9-14), at Troy (1/16/2014)  
.643 (9-14), at Troy (1/16/2014)  
.190 (4-21), vs. Georgia State (1/25/2014)  
24, vs. UL-Lafayette (1/4/2014)  
30, vs. Troy (12/31/2009)  
.824 (14-17), at Troy (1/16/2014)  
1.000 (5-5), at Texas A&M (12/10/2011)  
W, 60-58, vs. SFA (Malcolm Thomas Jumper) (11/25/2008)  
L, 76-73, at La. Tech (Kyle Gibson 3FG) (12/2/2009)  
W, 65-64, vs. FAU (Trent Mackey 3FG, 8 secs) (12/29/2012)  
L, 65-64, vs. SFA (Zac Downing 3FG, 4 secs) (11/23/2010)  
W, 103-98 (2OT), vs. UL-Lafayette (1/4/2014)  
W, 103-98 (2OT), vs. UL-Lafayette (1/4/2014)  
W, 107-106 (3OT), at La. Tech (1/5/1970)  
Tyler Ongwae & Jayon James, vs. UL-Lafayette (1/4/2014)  
Tyler Ongwae (25) & Amos Olatayo (20), at UT Arlington (1/9/2014)

Taylor Ongwae (27 pts and 10 rebs) vs. Georgia State (1/25/2014)  
Jayon James (11 pts and 15 asts), at FIU (2/2/2013)  
Wojciech Mydra (11 pts, 10 rebs, 10 blks) vs. SHSU (1/24/2002)  
Tyler Ongwae (27), vs. Georgia State (1/25/2014)  
Amos Olatayo (30), at Northwestern State (11/21/2013)  
Henry Steele (40), vs. Louisiana College (1/23/1971)  
Glynn Saulters (51), vs. Nicholls State (1/1/1968)  
Tyler Ongwae (10), vs. Georgia State (1/25/2014)  
Mike Smith (15), vs. Houston (12/15/1999)  
Trent Mackey (5), vs. North Texas (2/14/2013)  
Tommie Sykes (14-18), vs. Union College (1/4/2011)  
Tyler Ongwae (10), vs. Georgia State (1/25/2014)  
Lance Brasher (17), vs. Middle Tennessee (1/24/2008)  
DeAndre Alexander (20), vs. Lamar (3/2/2005)  
Calvin Natt (25), vs. Miss. State (12/5/1978)  
Calvin Natt (31) vs. Georgia Southern (12/29/1976)  
Jayon James (10), vs. Arkansas State (2/16/2013)  
Larry Saults (19), vs. Mississippi College (1/7/1970)  
Jayon James (6), vs. WKU (3/8/2013)  
Arthur Hayes (10), vs. McNeese State (1983)  
Amos Olatayo (5), vs. UL-Lafayette (1/4/2014)  
Wojciech Mydra (13), vs. UTSA (3/2/2002)  
Nick Coppola (40, fourth in a row), vs. Georgia State (1/25/2014)

## MISCELLANEOUS STATS 2013-14

### Largest halftime lead

24, vs. Thomas, 46-22

### Largest halftime deficit

21, at No. 3 OSU, 41-20

### Largest halftime lead surrendered in a loss

None (have held three halftime leads)

### Largest halftime deficit overcome in a win

7, at South Alabama, 34-27 (won 64-58)

### Largest lead any time

41, vs. Samford, 84-43, 3:01 left 2H

### Largest deficit any time

40, at No. 3 OSU, 71-31, 58 secs left 2H

### Largest margin of victory

34, vs. Samford, 86-52 (11/18/13)

### Largest margin of defeat

40, at No. 3 OSU, 71-31 (12/27/13)

### Most points scored in a half

46, vs. Thomas, first half

### Fewest points scored in a half

9, vs. Texas State, second half

### Most points allowed in a half

48, vs. LA Tech, first half

### Fewest points allowed in a half

22, vs. Thomas, first half

### Largest Rebounding Advantage

+18, vs. Thomas, 41-23

### Largest Rebounding Disadvantage

-12, at South Alabama, 46-34

### Highest Plus Turnover Differential

+5, vs. Samford, 15-10

### Highest Minus Turnover Differential

-14, at NSU, 29-15

### Most 3FG Made In a Game

10, at UT Arlington (10-23)

### Most 3FG Allowed in a Game

13, at UT Arlington (13-29)



# Warhawks Men's Basketball

University of Louisiana at Monroe



## 2013-14 ULM MEN'S BASKETBALL ULM Combined Team Statistics (as of Jan 27, 2014) All games

Overall Stats

RECORD:	OVERALL	HOME	AWAY	NEUTRAL
ALL GAMES	6-9	3-4	3-5	0-0
CONFERENCE	3-4	1-3	2-1	0-0
NON-CONFERENCE	3-5	2-1	1-4	0-0

#	Player	gp-gs	min	avg	Total		3-Point		F-Throw		Rebounds				pf	dq	a	to	blk	stl	pts	avg
					fg-fga	fg%	3fg-fga	3fg%	ft-fa	ft%	off	def	tot	avg								
12	Ongwae, Tylor	15-15	443	29.5	87-194	.448	16-52	.308	53-64	.828	26	52	78	5.2	37	2	21	25	13	15	243	16.2
10	Olatayo, Amos	14-11	392	28.0	68-150	.453	20-63	.317	29-51	.569	22	52	74	5.3	23	0	10	32	8	13	185	13.2
01	James, Jayon	15-14	441	29.4	56-106	.528	1-6	.167	37-62	.597	20	71	91	6.1	39	1	63	36	5	17	150	10.0
00	Williams, Marvin	13-11	302	23.2	45-96	.469	1-2	.500	13-22	.591	22	33	55	4.2	35	2	8	23	11	6	104	8.0
33	Grieves, Daniel	13-1	202	15.5	24-66	.364	18-53	.340	2-3	.667	5	16	21	1.6	24	0	5	6	0	4	68	5.2
11	Coppola, Nick	15-15	455	30.3	20-67	.299	7-20	.350	21-34	.618	6	38	44	2.9	27	0	54	34	0	7	68	4.5
04	McCray, RJ	11-1	171	15.5	14-43	.326	3-11	.273	15-20	.750	5	12	17	1.5	12	0	16	10	2	10	46	4.2
02	Harvey, DeMondre	15-3	223	14.9	20-39	.513	0-0	.000	8-18	.444	20	36	56	3.7	30	1	8	12	8	8	48	3.2
15	Koszuta, Kyle	14-0	160	11.4	11-38	.289	7-28	.250	2-6	.333	2	6	8	0.6	10	0	6	7	0	8	31	2.2
34	Carswell II, Leon	1-0	5	5.0	0-0	.000	0-0	.000	2-2	1.000	0	2	2	2.0	1	0	0	2	0	0	2	2.0
13	Amajoyi, Chinedu	10-3	93	9.3	6-14	.429	2-6	.333	5-8	.625	6	9	15	1.5	2	0	2	6	0	3	19	1.9
23	Brown, Millaun	11-0	135	12.3	8-18	.444	0-0	.000	4-11	.364	17	13	30	2.7	21	1	1	9	2	3	20	1.8
20	Sims, Evan	7-1	76	10.9	3-12	.250	0-1	.000	1-4	.250	3	6	9	1.3	16	1	2	5	2	1	7	1.0
35	Ponder, Colten	1-0	2	2.0	0-0	.000	0-0	.000	0-0	.000	0	0	0	0.0	0	0	0	0	0	0	0	0.0
Team											21	18	39				7					
Total.....		15	3100		362-843	.429	75-242	.310	192-305	.630	175	364	539	35.9	277	8	196	214	51	95	991	66.1
Opponents.....		15	3100		374-856	.437	98-295	.332	216-320	.675	172	365	537	35.8	273	-	191	183	72	116	1062	70.8

TEAM STATISTICS	ULM	OPP
SCORING	991	1062
Points per game	66.1	70.8
Scoring margin	-4.7	-
FIELD GOALS-ATT	362-843	374-856
Field goal pct	.429	.437
3 POINT FG-ATT	75-242	98-295
3-point FG pct	.310	.332
3-pt FG made per game	5.0	6.5
FREE THROWS-ATT	192-305	216-320
Free throw pct	.630	.675
F-Throws made per game	12.8	14.4
REBOUNDS	539	537
Rebounds per game	35.9	35.8
Rebounding margin	+0.1	-
ASSISTS	196	191
Assists per game	13.1	12.7
TURNOVERS	214	183
Turnovers per game	14.3	12.2
Turnover margin	-2.1	-
Assist/turnover ratio	0.9	1.0
STEALS	95	116
Steals per game	6.3	7.7
BLOCKS	51	72
Blocks per game	3.4	4.8
ATTENDANCE	12409	55416
Home games-Avg/Game	7-1773	8-6927
Neutral site-Avg/Game	-	0-0

Date	Opponent	Score	Att.
11/08/13	at Kansas	L 63-80	16300
11/18/13	SAMFORD	W 86-52	1503
11/21/13	at Northwestern State	Wot 84-80	1723
12/09/13	THOMAS	W 84-61	1001
12/14/13	at LSU	L 54-61	7623
12/18/13	at Ole Miss	L 62-75	5754
12/22/13	LOUISIANA TECH	L 61-83	4107
12/27/13	at Ohio State	L 31-71	18534
* 01/04/14	ULL	Wo2 103-98	1482
* 1/9/2014	at UT Arlington	Lot 79-83	1059
* 01/11/14	TEXAS STATE	L 36-61	1106
* 01/16/14	at Troy	W 75-64	2038
* 01/18/14	at South Alabama	W 64-58	2385
* 01/23/14	WKU	L 51-69	1528
* 01/25/14	GEORGIA STATE	L 58-66	1682

\* - Conference game



**SUN BELT**<sup>TM</sup>  
CONFERENCE

Score by Periods	1st	2nd	OT	OT2	Totals
ULM	469	475	29	18	991
Opponents	510	510	29	13	1062





# Warhawks Men's Basketball

University of Louisiana at Monroe



## 2013-14 ULM MEN'S BASKETBALL ULM Combined Team Statistics (as of Jan 25, 2014) Conference games

Conference Only

RECORD:	OVERALL	HOME	AWAY	NEUTRAL
ALL GAMES	3-4	1-3	2-1	0-0
CONFERENCE	3-4	1-3	2-1	0-0
NON-CONFERENCE	0-0	0-0	0-0	0-0

#	Player	gp-gs	min	avg	Total		3-Point		F-Throw		Rebounds											
					fg-fga	fg%	3fg-fga	3fg%	ft-fga	ft%	off	def	tot	avg	pf	dq	a	to	blk	stl	pts	avg
12	Ongwae,Tylor	7-7	255	36.4	53-117	.453	10-35	.286	27-32	.844	13	31	44	6.3	20	1	10	13	5	6	143	20.4
10	Olatayo,Amos	6-3	175	29.2	24-62	.387	9-34	.265	15-27	.556	8	22	30	5.0	7	0	4	14	6	5	72	12.0
01	James,Jayon	7-6	213	30.4	30-49	.612	1-4	.250	11-25	.440	8	30	38	5.4	19	1	34	18	2	7	72	10.3
33	Grieves,Daniel	5-1	95	19.0	12-33	.364	9-28	.321	2-2	1.000	3	7	10	2.0	10	0	1	0	0	2	35	7.0
00	Williams,Marvin	5-4	115	23.0	13-31	.419	0-0	.000	5-6	.833	9	12	21	4.2	11	0	4	6	6	2	31	6.2
11	Coppola,Nick	7-7	242	34.6	10-31	.323	5-10	.500	13-22	.591	3	20	23	3.3	16	0	21	12	0	4	38	5.4
04	McCray,RJ	3-0	60	20.0	4-15	.267	1-6	.167	5-8	.625	2	2	4	1.3	7	0	4	2	1	3	14	4.7
02	Harvey,DeMondre	7-3	117	16.7	12-21	.571	0-0	.000	2-7	.286	9	10	19	2.7	16	1	3	4	6	1	26	3.7
23	Brown,Millaun	3-0	50	16.7	4-7	.571	0-0	.000	1-7	.143	9	3	12	4.0	5	0	1	2	1	1	9	3.0
13	Amajoyi,Chinedu	4-3	62	15.5	3-7	.429	2-4	.500	1-2	.500	3	5	8	2.0	1	0	2	3	0	2	9	2.3
20	Sims,Evan	3-1	38	12.7	3-4	.750	0-0	.000	0-0	.000	1	2	3	1.0	8	1	1	0	1	1	6	2.0
15	Koszuta,Kyle	6-0	53	8.8	3-11	.273	3-9	.333	2-6	.333	1	3	4	0.7	3	0	3	2	0	2	11	1.8
Team											9	8	17				2					
Total.....		7	1475		171-388	.441	40-130	.308	84-144	.583	78	155	233	33.3	123	4	88	78	28	36	466	66.6
Opponents.....		7	1475		173-394	.439	51-141	.362	102-147	.694	89	170	259	37.0	130	-	84	77	27	43	499	71.3

TEAM STATISTICS	ULM	OPP
SCORING	466	499
Points per game	66.6	71.3
Scoring margin	-4.7	-
FIELD GOALS-ATT	171-388	173-394
Field goal pct	.441	.439
3 POINT FG-ATT	40-130	51-141
3-point FG pct	.308	.362
3-pt FG made per game	5.7	7.3
FREE THROWS-ATT	84-144	102-147
Free throw pct	.583	.694
F-Throws made per game	12.0	14.6
REBOUNDS	233	259
Rebounds per game	33.3	37.0
Rebounding margin	-3.7	-
ASSISTS	88	84
Assists per game	12.6	12.0
TURNOVERS	78	77
Turnovers per game	11.1	11.0
Turnover margin	-0.1	-
Assist/turnover ratio	1.1	1.1
STEALS	36	43
Steals per game	5.1	6.1
BLOCKS	28	27
Blocks per game	4.0	3.9
ATTENDANCE	5798	5482
Home games-Avg/Game	4-1450	3-1827
Neutral site-Avg/Game	-	0-0

Score by Periods	1st	2nd	OT	OT2	Totals
ULM	209	220	19	18	466
Opponents	227	236	23	13	499

Date	Opponent	Score	Att.
* 01/04/14	ULL	Wo2 103-98	1482
* 1/9/2014	at UT Arlington	Lot 79-83	1059
* 01/11/14	TEXAS STATE	L 36-61	1106
* 01/16/14	at Troy	W 75-64	2038
* 01/18/14	at South Alabama	W 64-58	2385
* 01/23/14	WKU	L 51-69	1528
* 01/25/14	GEORGIA STATE	L 58-66	1682

\* - Conference game

### Number of ULM Double-Figure Scorers by Game

#### Five Double-Figure Scorers (1)

vs. UL-L  
(Ongwae/Olatayo/James/Williams/McCray)

#### Four Double-Figure Scorers (5)

vs. Samford (Olatayo/James/Ongwae/  
Grieves)  
at NSU (Olatayo/James/Williams/Ongwae)  
vs. Thomas (Ongwae/Harvey/Williams/  
James)  
at Troy (Ongwae/James/Coppola/Olatayo)  
at USA (Ongwae/Olatayo/Coppola/Grieves)

#### Three Double-Figure Scorers (5)

at No. 5 Kansas (Williams/Olatayo/Coppola)  
at LSU (Williams/Olatayo/Ongwae)  
vs. LA Tech (Ongwae/James/Olatayo)  
at UTA (Ongwae/Olatayo/James)  
vs. GSU (Ongwae/James/Grieves)

#### Two Double-Figure Scorers (2)

at Ole Miss (Olatayo/Ongwae)  
vs. WKU (Olatayo/Ongwae)

#### One Double-Figure Scorer (1)

vs. Texas State (Ongwae)

#### Zero Double-Figure Scorers (1)

at No. 3 Ohio State



	Season-High	Career-High
Pts	19, at KU (11/8/13)	19, at KU (11/8/13)
FG	8, at KU (11/8/13)	8, at KU (11/8/13)
3FG	1, vs. SAM (11/18/13)	1, vs. SAM (11/18/13)
FT	4, two times	4, two times
Ast	2, two times	2, two times
Reb	10, at NSU (11/21/13)	10, at NSU (11/21/13)
Blocks	3, two times	3, two times
Steals	1, five times	1, five times
Min	33, two times	33, two times

Totals	11	302	45-96/.469	1-2/.500	13-22/.591	22-33-55	35-2	8	23	11	9	106/8.0
--------	----	-----	------------	----------	------------	----------	------	---	----	----	---	---------



	Season-High	Career-High
Pts	11, vs. Thom (12/9/13)	11, vs. Thom (12/9/13)
FG	4, vs. Thom (12/9/13)	4, vs. Thom (12/9/13)
3FG	N/A	N/A
FT	3, vs. Thom (12/9/13)	3, vs. Thom (12/9/13)
Ast	2, vs. LA Tech (12/22/13)	2, vs. LA Tech (12/22/13)
Reb	8, at Miss (12/18/13)	8, at Miss (12/18/13)
Blocks	2, two times	2, two times
Steals	2, vs. LA Tech (12/22/13)	2, vs. LA Tech (12/22/13)
Min	25, vs. WKU (1/23/14)	25, vs. WKU (1/23/14)

Totals	3	223	20-39/.513	0-0	8-18/.444	20-36-56	30-1	8	12	8	8	48/3.7
--------	---	-----	------------	-----	-----------	----------	------	---	----	---	---	--------



	Season-High	Career-High
Pts	17, at NSU (11/21/13)	26, vs. FAU (12/29/13)
FG	7, at UTA (1/9/14)	12, vs. FAU (12/29/13)
3FG	1, vs. TXST (1/11/14)	3, at UALR (12/1/12)
FT	9, at NSU (11/21/13)	9, at NSU (11/21/13)
Ast	9, at UTA (1/9/14)	15, at FAU (2/2/13)
Reb	12, vs. ULL (1/4/14)	12, three times
Blocks	2, vs. GSU (1/25/14)	3, vs. ULL (3/2/13)
Steals	3, at Miss (12/13/13)	6, vs. WKU (3/8/13)
Min	38, two times	42, vs. Troy (1/26/13)

Totals	14	441	56-107/.528	1-6	37-62/.597	20-71-91	39-1	63	36	5	17	150/10.0
--------	----	-----	-------------	-----	------------	----------	------	----	----	---	----	----------



	Season-High	Career-High
Pts	N/A	22, at UALR (2/4/12)
FG	N/A	7, at USA (1/17/13)
3FG	N/A	3, at UALR (2/4/12)
FT	N/A	5, at NT (2/16/12)
Ast	N/A	9, at USA (2/11/12)
Reb	N/A	9, at NT (2/16/12)
Blocks	N/A	1, two times
Steals	N/A	4, at USA (1/17/13)
Min	N/A	37, at FAU (1/31/13)

Totals	ACL Injury
--------	------------



## 4 R.J. McCray

Senior | Guard | 6-2 | 190

Arlington, Texas | Grace Prep Academy

	Season-High	Career-High
Pts	11, vs. ULL (1/4/14)	17, at SLU (12/10/12)
FG	3, two times	5, at NT (1/5/13)
3FG	1, three times	3, vs. Troy (1/26/13)
FT	5, vs. ULL (1/4/14)	6, vs. Southern (12/13/12)
Ast	5, at LSU (12/14/13)	7, vs. UALR (2/7/13)
Reb	5, at LSU (12/14/13)	5, at LSU (12/14/13)
Blocks	1, two times	2, at Tennessee (11/16/11)
Steals	2, three times	4, vs. WKU (12/29/11)
Min	24, at UTA (1/9/14)	42, at SLU (12/10/12)

Opponent	Date	GS	Min	FG-FGA/Pct.	3FG-FGA	FT-FTA/PCT	O-D-T	PF-FO	A	TO	Blk	Stl	Pts/Avg
Kansas	11/8/13	9	1-2/500	0-0	3-4/750	0-0-0	1-0	0	0	0	0	0	5/5.0
Samford	11/18/13	14	1-4/250	0-2	3-3/1000	0-1-1	0-0	2	0	0	2	0	5/5.0
NSU	11/21/13	11	1-3/333	0-1	1-2/500	0-0-0	0-0	0	1	0	0	0	3/4.3
Thomas	12/9/13	18	2-3/667	0-0	0-0/000	0-1-1	0-0	4	2	0	1	0	4/4.3
LSU	12/14/13	11	0-1/000	0-0	2-2/1000	2-3-5	2-0	5	1	0	2	0	2/3.8
Ole Miss	12/18/13	9	1-3/333	0-0	1-1/1000	0-1-1	1-0	1	1	1	0	0	3/3.7
La. Tech	12/22/13	* 18	3-7/429	1-1	0-0/000	0-2-2	1-0	0	2	0	1	0	7/4.1
OSU	12/27/13	21	1-5/200	1-1	0-0/000	1-2-3	0-0	0	1	0	1	0	3/4.0
ULL	1/4/14	23	3-8/375	0-2	5-8/625	0-0-0	0-0	1	0	0	1	0	11/4.8
UTA	1/9/14	24	1-5/200	1-2	0-0/000	2-2-4	4-0	3	1	1	2	0	3/4.6
TX ST	1/11/14	13	0-2/000	0-2	0-0/000	0-0-0	3-0	0	1	0	0	0	0/4.2
Troy	1/16/14				DNP								
USA	1/18/14				DNP								
WKU	1/23/14				DNP								
GSU	1/25/14				DNP								
ASU													
ULL													
TX ST													
UTA													
UALR													
GSU													
WKU													
USA													
Troy													
ASU													
UALR													
<b>Totals</b>		<b>1</b>	<b>171</b>	<b>14-43/326</b>	<b>3-11/273</b>	<b>15-20/750</b>	<b>5-12-17</b>	<b>12-0</b>	<b>16</b>	<b>10</b>	<b>2</b>	<b>10</b>	<b>49/4.2</b>



## 11 Nick Coppola

Freshman | Guard | 5-11 | 195

Richmond, Va. | Benedictine Prep

	Season-High	Career-High
Pts	10, three times	10, three times
FG	3, three times	3, three times
3FG	2, at Troy (1/16/14)	2, at Troy (1/16/14)
FT	5, at KU (11/8/13)	5, at KU (11/8/13)
Ast	8, at NSU (11/21/13)	8, at NSU (11/21/13)
Reb	6, vs. WKU (1/23/14)	6, vs. WKU (1/23/14)
Blocks	N/A	N/A
Steals	2, two times	2, two times
Min	40, four times	40, four times

Opponent	Date	GS	Min	FG-FGA/Pct.	3FG-FGA	FT-FTA/PCT	O-D-T	PF-FO	A	TO	Blk	Stl	Pts/Avg
Kansas	11/8/13	* 31	2-5/400	1-3	5-7/714	0-3-3	0-0	2	2	0	0	0	10/10.0
Samford	11/18/13	* 26	2-5/400	0-1	1-3/333	0-3-3	2-0	6	0	0	0	0	5/7.5
NSU	11/21/13	* 34	1-5/200	0-1	0-0/000	0-2-2	3-0	8	7	0	2	0	2/5.7
Thomas	12/9/13	* 22	2-3/667	1-1	2-2/1000	0-3-3	0-0	3	5	0	0	0	7/6.0
LSU	12/14/13	* 29	0-3/000	0-1	0-0/000	0-2-2	2-0	4	2	0	0	0	0/4.8
Ole Miss	12/18/13	* 31	3-6/500	0-1	0-0/000	2-3-5	3-0	5	3	0	0	0	6/5.0
La. Tech	12/22/13	* 28	0-7/000	0-1	0-0/000	1-1-2	0-0	4	2	0	0	0	0/4.3
OSU	12/27/13	* 12	0-2/000	0-1	0-0/000	0-1-1	1-0	1	1	0	0	0	0/4.0
ULL	1/4/14	* 29	0-2/000	0-0	4-7/571	1-3-4	4-0	2	1	0	0	0	0/3.8
UTA	1/9/14	* 26	2-3/667	0-1	0-0/000	0-1-1	3-0	4	3	0	1	0	4/3.8
TX ST	1/11/14	* 27	1-4/250	1-1	0-2/000	1-2-3	0-0	2	1	0	2	0	3/3.7
Troy	1/16/14	* 40	3-7/429	2-2	2-2/1000	1-2-3	1-0	3	2	0	1	0	10/4.3
USA	1/18/14	* 40	3-7/429	1-2	3-5/600	0-3-3	3-0	3	1	0	0	0	10/4.7
WKU	1/23/14	* 40	0-2/000	0-1	4-6/667	0-6-6	1-0	5	1	0	1	0	4/4.6
GSU	1/25/14	* 40	1-6/167	1-3	0-0/000	0-3-3	4-0	2	3	0	0	0	3/4.5
ASU													
ULL													
TX ST													
UTA													
UALR													
GSU													
WKU													
USA													
Troy													
ASU													
UALR													
<b>Totals</b>		<b>15</b>	<b>455</b>	<b>20-67/299</b>	<b>7-20/350</b>	<b>21-34/618</b>	<b>6-38-44</b>	<b>27-0</b>	<b>54</b>	<b>34</b>	<b>0</b>	<b>7</b>	<b>68/4.5</b>



## 10 Amos Olatayo

Senior | Guard | 6-4 | 200

Houston, Texas | Navarro College

	Season-High	Career-High
Pts	30, at NSU (11/21/13)	30, (previous) at FIU (2/2/13)
FG	11, at NSU (11/21/13)	12, at FIU (2/2/13)
3FG	4, at UTA (1/9/14)	4, at UTA (1/9/14)
FT	6, at NSU (11/21/13)	9, vs. ULL (3/2/13)
Ast	3, vs. THOM (12/9/13)	4, vs. ULL (3/2/13)
Reb	9, at NSU (11/21/13)	11, at ASU (1/19/13)
Blocks	5, vs. ULL (1/4/14)	5, vs. ULL (1/4/14)
Steals	2, three times	4, vs. ULL (3/2/13)
Min	45, vs. ULL (1/4/14)	45, vs. ULL (1/4/14)

Opponent	Date	GS	Min	FG-FGA/Pct.	3FG-FGA	FT-FTA/PCT	O-D-T	PF-FO	A	TO	Blk	Stl	Pts/Avg
Kansas	11/8/13	* 33	5-10/500	0-2	1-2/500	1-2-3	3-0	2	4	0	1	0	11/11.0
Samford	11/18/13	* 25	10-13/769	2-4	0-0/000	2-2-4	1-0	0	2	1	1	0	22/16.5
NSU	11/21/13	* 37	11-13/846	1-2	6-10/600	2-7-9	4-0	0	6	0	2	0	30/21.0
Thomas	12/9/13	* 29	2-6/333	1-4	2-2/1000	1-4-5	1-0	3	1	0	0	0	7/17.5
LSU	12/14/13	* 28	4-13/308	0-4	3-4/750	1-7-8	2-0	0	1	1	1	0	11/16.2
Ole Miss	12/18/13	* 26	7-16/438	2-5	1-4/250	4-2-6	0-0	1	2	0	1	0	17/16.3
La. Tech	12/22/13	* 28	4-13/308	3-6	0-0/000	3-4-7	4-0	0	2	0	2	0	11/15.6
OSU	12/27/13	* 17	1-4/250	1-2	1-2/500	0-2-2	1-0	0	0	0	0	0	4/14.1
ULL	1/4/14	* 45	6-18/333	2-9	2-4/500	3-3-6	1-0	2	4	5	1	0	16/14.3
UTA	1/9/14	* 34	7-14/500	4-9	2-2/1000	1-7-8	1-0	0	2	0	1	0	20/14.9
TX ST	1/11/14	* 25	1-10/100	0-6	2-3/667	2-3-5	1-0	0	4	0	0	0	4/13.9
Troy	1/16/14	* 26	2-4/500	2-3	4-6/667	0-4-4	0-0	2	1	0	0	0	10/13.6
USA	1/18/14	23	4-7/571	0-3	4-9/444	0-4-4	2-0	0	2	0	2	0	12/13.5
WKU	1/23/14	22	4-9/444	1-4	1-3/333	2-1-3	2-0	0	1	1	1	0	10/13.2
GSU	1/25/14				DNP								
ASU													
ULL													
TX ST													
UTA													
UALR													
GSU													
WKU													
USA													
Troy													
ASU													
UALR													
<b>Totals</b>		<b>11</b>	<b>392</b>	<b>68-150/453</b>	<b>20-63/317</b>	<b>29-51/569</b>	<b>22-53-74</b>	<b>23-0</b>	<b>10</b>	<b>32</b>	<b>8</b>	<b>13</b>	<b>185/13.2</b>



## 12 Tylor Ongwae

Junior | Forward | 6-7 | 205

Eldoret, Kenya | Ranger College

	Season-High	Career-High
Pts	27, two times	27, two times
FG	11, vs. ULL (1/4/14)	11, vs. ULL (1/4/14)
3FG	4, at UTA (1/9/14)	4, at UTA (1/9/14)
FT	9, vs. Thom (12/9/13)	9, vs. Thom (12/9/13)
Ast	4, vs. Thom (12/9/13)	4, vs. Thom (12/9/13)
Reb	11, vs. ULL (1/4/14)	11, vs. ULL (1/4/14)
Blocks	3, vs. ULL (1/4/14)	3, vs. ULL (1/4/14)
Steals	4, vs. Thom (12/9/13)	4, vs. Thom (12/9/13)
Min	46, vs. ULL (1/4/14)	46, vs. ULL (1/4/14)

Opponent	Date	GS	Min	FG-FGA/Pct.	3FG-FGA	FT-FTA/PCT	O-D-T	PF-FO	A	TO	Blk	Stl	Pts/Avg	
Kansas	11/8/13	*	15	1-4/.250	0-2	2-2/1.000	1-1-2	5-1	3	1	0	1	4/4.0	
Samford	11/18/13	*	25	5-11/.455	0-1	4-5/.800	3-2-5	0-0	3	1	1	2	14/9.0	
NSU	11/21/13	*	29	3-6/.500	1-1	4-6/.667	0-5-5	4-0	1	5	2	0	11/9.7	
Thomas	12/9/13	*	28	6-11/.545	1-3	9-10/.900	3-4-7	0-0	4	0	1	4	22/12.8	
LSU	12/14/13	*	26	4-10/.400	0-0	4-4/1.000	1-2-3	2-0	0	1	0	2	12/12.6	
Ole Miss	12/18/13	*	21	4-9/.444	2-4	2-2/1.000	0-2-2	2-0	0	2	2	0	12/12.5	
La. Tech	12/22/13	*	35	9-19/.474	1-4	1-3/.333	2-3-5	3-0	0	2	2	0	20/13.6	
OSU	12/27/13	*	13	2-7/.286	1-2	0-0/.000	3-2-5	1-0	0	0	0	0	5/12.5	
ULL	1/4/14	*	46	11-21/.524	1-7	4-4/1.000	4-7-11	4-0	2	3	3	1	27/14.1	
UTA	1/9/14	*	39	10-22/.455	4-8	1-3/.333	0-5-5	2-0	1	1	2	1	25/15.2	
TX ST	1/11/14	*	29	5-11/.455	2-5	0-0/.000	1-2-3	1-0	1	1	0	0	12/14.9	
Troy	1/16/14	*	25	7-15/.467	1-2	7-7/1.000	3-2-5	5-1	0	2	0	0	22/15.5	
USA	1/18/14	*	40	6-20/.300	1-3	6-7/.857	1-3-4	0-0	2	2	0	3	19/15.8	
WKU	1/23/14	*	38	4-12/.333	0-3	3-4/.750	2-4-6	4-0	1	1	0	0	11/15.4	
GSU	1/25/14	*	38	10-16/.625	1-7	6-7/.857	2-8-10	4-0	3	3	0	1	27/16.2	
ASU														
ULL														
TX ST														
UTA														
UALR														
GSU														
WKU														
USA														
Troy														
ASU														
TOTALS			15	443	87-194/.448	16-52/.308	53-64/.828	26-52-.78	37-2	21	25	13	15	243/16.2



## 13 Chinedu Amajoyi

Junior | Guard | 6-3 | 195  
Rancho Cucamonga, Calif. | Kilgore College

	Season-High	Career-High
Pts	6, vs. SAM (11/18/13)	6, vs. SAM (11/18/13)
FG	2, two times	2, two times
3FG	1, two times	1, two times
FT	2, two times	2, two times
Ast	2, at Troy (1/16/14)	2, at Troy (1/16/14)
Reb	5, at OSU (12/27/13)	5, at OSU (12/27/13)
Blocks	N/A	N/A
Steals	2, vs. WKU (1/23/14)	2, vs. WKU (1/23/14)
Min	29, at Troy (1/16/14)	29, at Troy (1/16/14)

Opponent	Date	GS	Min	FG-FGA/Pct.	3FG-FGA	FT-FTA/PCT	O-D-T	PF-FO	A	TO	Blk	Stl	Pts/Avg
Kansas	11/8/13	3		0-0/.000	0-0	0-0/.000	0-0-0	1-0	0	0	0	0	0/0.0
Samford	11/18/13	6		2-3/.667	0-1	2-4/.500	2-0-2	0-0	0	0	0	0	6/3.0
NSU	11/21/13	3		1-2/.500	0-1	0-0/.000	0-0-0	0-0	0	0	0	0	2/2.7
Thomas	12/9/13	4		0-0/.000	0-0	0-0/.000	0-0-0	0-0	0	0	0	0	0/2.0
LSU	12/14/13					DNP							
Ole Miss	12/18/13	1		0-0/.000	0-0	0-0/.000	0-0-0	0-0	0	1	0	0	0/1.6
La. Tech	12/22/13					DNP							
OSU	12/27/13	14		0-2/.000	0-0	2-2/1.000	1-4-5	0-0	0	2	0	1	2/1.7
ULL	1/4/14					DNP							
UTA	1/9/14					DNP							
TX ST	1/11/14	2		0-0/.000	0-0	0-0/.000	0-0-0	0-0	0	0	0	0	0/1.4
Troy	1/16/14	*	29	2-5/.400	1-3	0-0/.000	2-2-4	1-0	2	1	0	0	5/1.9
USA	1/18/14	*	15	1-2/.500	1-1	0-0/.000	0-1-1	0-0	0	0	0	0	3/2.0
WKU	1/23/14	*	16	0-0/.000	0-0	1-2/.500	1-2-3	0-0	0	2	0	2	1/1.9
GSU	1/25/14					DNP							
ASU													
ULL													
TX ST													
UTA													
UALR													
GSU													
WKU													
USA													
Troy													
ASU													
UALR													
<b>Totals</b>		<b>3</b>	<b>93</b>	<b>6-14/.429</b>	<b>2-6</b>	<b>5-8/.625</b>	<b>6-9-15</b>	<b>2-0</b>	<b>2</b>	<b>6</b>	<b>0</b>	<b>3</b>	<b>19/1.9</b>



## 20 Evan Sims

Junior | Forward | 6-8 | 235  
Houston, Texas | Lamar State-Port Arthur

	Season-High	Career-High
Pts	2, three times	2, three times
FG	1, three times	1, three times
3FG	N/A	N/A
FT	1, at KU (11/8/13)	1, at KU (11/8/13)
Ast	1, two times	1, two times
Reb	3, at KU (11/8/13)	3, at KU (11/8/13)
Blocks	1, two times	1, two times
Steals	1, at Troy (1/16/14)	1, at Troy (1/16/14)
Min	18, at USA (1/18/14)	18, at USA (1/18/14)

Opponent	Date	GS	Min	FG-FGA/Pct.	3FG-FGA	FT-FTA/PCT	O-D-T	PF-FO	A	TO	Blk	Stl	Pts/Avg
Kansas	11/8/13	12		0-2/.000	0-0	1-4/.250	0-3-3	4-0	1	1	0	0	1/1.0
Samford	11/18/13	7		0-1/.000	0-0	0-0/.000	0-1-1	1-0	0	1	0	0	0/0.5
NSU	11/21/13					DNP							
Thomas	12/9/13	4		0-1/.000	0-0	0-0/.000	0-0-0	1-0	0	1	0	0	0/0.3
LSU	12/14/13					DNP							
Ole Miss	12/18/13					DNP							
La. Tech	12/22/13					DNP							
OSU	12/27/13	15		0-4/.000	0-1	0-0/.000	2-0-2	2-0	0	2	1	0	0/0.3
ULL	1/4/14					DNP							
UTA	1/9/14					DNP							
TX ST	1/11/14					DNP							
Troy	1/16/14	8		1-1/1.000	0-0	0-0/.000	1-0-1	1-0	0	0	0	1	2/0.6
USA	1/18/14	18		1-1/1.000	0-0	0-0/.000	0-2-2	5-1	1	0	1	0	2/0.8
WKU	1/23/14	*	12	1-2/.500	0-0	0-0/.000	0-0-0	0-0	0	0	0	0	2/1.0
GSU	1/25/14					DNP							
ASU													
ULL													
TX ST													
UTA													
UALR													
GSU													
WKU													
USA													
Troy													
ASU													
UALR													
<b>Totals</b>		<b>1</b>	<b>76</b>	<b>3-12/.250</b>	<b>0-1</b>	<b>1-4/.250</b>	<b>3-6-9</b>	<b>14-1</b>	<b>2</b>	<b>5</b>	<b>2</b>	<b>1</b>	<b>5/1.0</b>



## 15 Kyle Koszuta

Sophomore | Guard | 6-2 | 190  
Niceville, Fla. | Niceville HS

	Season-High	Career-High
Pts	7, vs. Thomas (12/9/13)	15, vs. WKU (3/8/13)
FG	3, vs. Thomas (12/9/13)	5, vs. WKU (3/8/13)
3FG	2, three times	4, vs. WKU (3/8/13)
FT	2, vs. TXST (1/11/14)	4, vs. ASU (2/16/13)
Ast	2, vs. TXST (1/11/14)	6, vs. FAU (12/29/12)
Reb	2, at Miss (12/18/13)	3, vs. WKU (3/8/13)
Blocks	N/A	N/A
Steals	2, two times	4, vs. FAU (12/29/12)
Min	21, two times	36, vs. WKU (3/8/13)

Opponent	Date	GS	Min	FG-FGA/Pct.	3FG-FGA	FT-FTA/PCT	O-D-T	PF-FO	A	TO	Blk	Stl	Pts/Avg
Kansas	11/8/13	21		0-2/.000	0-1	0-0/.000	0-0-0	2-0	1	1	0	0	0/0.0
Samford	11/18/13	13		0-4/.000	0-3	0-0/.000	0-0-0	1-0	1	1	0	1	0/0.0
NSU	11/21/13	15		1-2/.500	1-2	0-0/.000	0-1-1	1-0	0	0	0	1	3/1.0
Thomas	12/9/13	7		3-3/1.000	1-1	0-0/.000	0-0-0	0-0	0	1	0	0	7/2.5
LSU	12/14/13	12		1-5/.200	0-3	0-0/.000	0-0-0	0-0	0	2	0	2	2/2.4
Ole Miss	12/18/13	13		2-6/.333	2-4	0-0/.000	0-2-2	1-0	0	0	0	0	6/3.0
La. Tech	12/22/13	5		1-1/1.000	0-0	0-0/.000	0-0-0	1-0	0	0	0	2	2/2.9
OSU	12/27/13	21		0-4/.000	0-4	0-0/.000	1-0-1	1-0	1	0	0	0	0/2.5
ULL	1/4/14	13		2-3/.667	2-2	0-2/.000	0-1-1	1-0	1	0	0	1	6/2.9
UTA	1/9/14	12		1-3/.333	1-3	0-0/.000	0-1-1	1-0	0	1	0	0	3/2.9
TX ST	1/11/14	15		0-3/.000	0-2	2-3/.667	0-0-0	1-0	2	0	0	1	2/2.8
Troy	1/16/14					DNP							
USA	1/18/14	2		0-0/.000	0-0	0-0/.000	0-0-0	0-0	0	0	0	0	0/2.6
WKU	1/23/14	4		0-1/.000	0-1	0-1/.000	0-0-0	0-0	0	0	0	0	0/2.4
GSU	1/25/14	7		0-1/.000	0-1	0-0/.000	1-1-2	0-0	0	1	0	0	0/2.2
ASU													
ULL													
TX ST													
UTA													
UALR													
GSU													
WKU													
USA													
Troy													
ASU													
UALR													
Totals		160	11-38/.289	7-28/.250	2-6/.333	2-6-.8	10-0	6	7	0	6	31/2.2	



## 22 Lance Richard

Freshman | Guard | 5-10 | 170  
Monroe, La. | Sterlington HS

	Season-High	Career-High
Pts	N/A	N/A
FG	N/A	N/A
3FG	N/A	N/A
FT	N/A	N/A
Asst	N/A	N/A
Reb	N/A	N/A
Blocks	N/A	N/A
Steals	N/A	N/A
Min	N/A	N/A

Opponent	Date	GS	Min	FG-FGA/Pct.	3FG-FGA	FT-FTA/PCT	O-D-T	PF-FO	A	TO	Blk	Stl	Pts/Avg
Kansas	11/8/13					DNP							
Samford	11/18/13					DNP							
NSU	11/21/13					DNP							
Thomas	12/9/13					DNP							
LSU	12/14/13					DNP							
Ole Miss	12/18/13					DNP							
La. Tech	12/22/13					DNP							
OSU	12/27/13					DNP							
ULL	1/4/14					DNP							
UTA	1/9/14					DNP							
TX ST	1/11/14					DNP							
Troy	1/16/14					DNP							
USA	1/18/14					DNP							
WKU	1/23/14					DNP							
GSU	1/25/14					DNP							
ASU													
ULL													
TX ST													
UTA													
UALR													
GSU													
WKU													
USA													
Troy													
ASU													
UALR													
<b>Totals</b>													

Redshirting





## 23 Millann Brown

Senior | Forward | 6-7 | 230  
Gunnison, Miss. | East Mississippi CC

	Season-High	Career-High
Pts	5, vs. ULL (1/4/14)	21, vs. NT (2/14/13)
FG	2, vs. ULL (1/4/14)	9, vs. NT (2/14/13)
3FG	N/A	N/A
FT	2, at KU (11/8/13)	3, at NT (2/14/13)
Asst	1, vs. TXST (1/11/14)	4, vs. WKU (3/8/13)
Reb	8, vs. ULL (1/4/14)	12, vs. WKU (2/21/13)
Blocks	1, two times	2, at FIU (2/2/13)
Steals	1, three times	3, vs. LTU (11/24/12)
Min	18, two times	36, at ASU (1/19/13)

Opponent	Date	GS	Min	FG-FGA/Pct.	3FG-FGA	FT-FTA/PCT	O-D-T	PF-FO	A	TO	Blk	Stl	Pts/Avg
Kansas	11/8/13		4	0-1/.000	0-0	2-2/1.000	0-0-0	2-0	0	0	0	0	2/2.0
Samford	11/18/13		12	0-3/.000	0-0	0-0/0.000	3-1-4	3-0	0	1	0	0	0/1.0
NSU	11/21/13		12	1-1/1.000	0-0	0-0/0.000	1-2-3	1-0	1	0	0	0	2/1.3
Thomas	12/9/13		14	0-1/.000	0-0	1-2/.500	2-3-5	3-0	0	1	0	1	1/1.3
LSU	12/14/13		12	1-2/.500	0-0	0-0/0.000	0-1-1	2-0	0	0	1	0	2/1.4
Ole Miss	12/18/13		15	1-1/1.000	0-0	0-0/0.000	1-2-3	0-0	0	2	0	1	3/1.5
La. Tech	12/22/13		3	0-0/.000	0-0	0-0/0.000	0-0-0	0-0	0	0	0	0	0/1.3
OSU	12/27/13		13	1-2/.500	0-0	0-0/0.000	1-1-2	5-1	0	2	0	0	2/1.4
ULL	1/4/14		18	2-4/.500	0-0	1-6/.167	5-3-8	3-0	0	1	1	0	5/1.8
UTA	1/9/14		14	1-1/1.000	0-0	0-1/.000	0-0-0	0-0	0	0	0	1	2/1.8
TX ST	1/11/14		18	1-2/.500	0-0	0-0/0.000	4-0-4	2-0	1	1	0	0	2/1.8
Troy	1/16/14					DNP							
USA	1/18/14					DNP							
WKU	1/23/14					DNP							
GSU	1/25/14					DNP							
ASU													
ULL													
TX ST													
UTA													
UALR													
GSU													
WKU													
USA													
Troy													
ASU													
UALR													
<b>Totals</b>			<b>135</b>	<b>8-18/.444</b>	<b>0-0</b>	<b>4-11/.364</b>	<b>17-13-30</b>	<b>21-1</b>	<b>1</b>	<b>9</b>	<b>2</b>	<b>3</b>	<b>20/1.8</b>



## 34 Leon Carswell JJ

Junior | Forward | 6-3 | 225  
Bossier City, La. | Hannibal-LaGrange Univ.

	Season-High	Career-High
Pts	2, at OSU (12/27/13)	2, at OSU (12/27/13)
FG	N/A	N/A
3FG	N/A	N/A
FT	2, at OSU (12/27/13)	2, at OSU (12/27/13)
Asst	N/A	N/A
Reb	2, at OSU (12/27/13)	2, at OSU (12/27/13)
Blocks	N/A	N/A
Steals	N/A	N/A
Min	5, at OSU (12/27/13)	5, at OSU (12/27/13)

Opponent	Date	GS	Min	FG-FGA/Pct.	3FG-FGA	FT-FTA/PCT	O-D-T	PF-FO	A	TO	Blk	Stl	Pts/Avg
Kansas	11/8/13					DNP							
Samford	11/18/13					DNP							
NSU	11/21/13					DNP							
Thomas	12/9/13					DNP							
LSU	12/14/13					DNP							
Ole Miss	12/18/13					DNP							
La. Tech	12/22/13					DNP							
OSU	12/27/13		5	0-0/.000	0-0	2-2/1.000	0-2-2	1-0	0	2	0	0	2/2.0
ULL	1/4/14					DNP							
UTA	1/9/14					DNP							
TX ST	1/11/14					DNP							
Troy	1/16/14					DNP							
USA	1/18/14					DNP							
WKU	1/23/14					DNP							
GSU	1/25/14					DNP							
ASU													
ULL													
TX ST													
UTA													
UALR													
GSU													
WKU													
USA													
Troy													
ASU													
UALR													
<b>Totals</b>			<b>4</b>	<b>0-0/.000</b>	<b>0-0</b>	<b>2-2/1.000</b>	<b>0-2-2</b>	<b>1-0</b>	<b>0</b>	<b>2</b>	<b>0</b>	<b>0</b>	<b>2/2.0</b>



## 33 Daniel Grieves

Sophomore | Guard | 6-6 | 210  
Bay St. Louis, Miss. | Pearl River CC

	Season-High	Career-High
Pts	13, vs. SAM (11/18/13)	13, vs. SAM (11/18/13)
FG	5, vs. SAM (11/18/13)	5, vs. SAM (11/18/13)
3FG	3, two times	3, two times
FT	2, at USA (1/18/14)	2, at USA (1/18/14)
Asst	1, five times	1, five times
Reb	4, at USA (1/18/14)	4, at USA (1/18/14)
Blocks	N/A	N/A
Steals	1, four times	1, four times
Min	35, vs. GSU (1/25/14)	35, vs. GSU (1/25/14)

Opponent	Date	GS	Min	FG-FGA/Pct.	3FG-FGA	FT-FTA/PCT	O-D-T	PF-FO	A	TO	Blk	Stl	Pts/Avg
Kansas	11/8/13		6	2-2/1.000	2-2	0-0/0.000	0-1-1	2-0	0	1	0	0	6/6.0
Samford	11/18/13		16	5-7/.714	3-5	0-1/0.000	1-2-3	1-0	1	1	0	1	13/9.5
NSU	11/21/13		11	0-3/.000	0-3	0-0/0.000	0-2-2	1-0	0	2	0	1	0/6.3
Thomas	12/9/13		12	1-2/.500	1-2	0-0/0.000	0-2-2	1-0	0	0	0	0	3/5.5
LSU	12/14/13		14	2-5/.400	2-4	0-0/0.000	0-1-1	1-0	0	0	0	0	6/5.6
Ole Miss	12/18/13		19	1-3/.333	1-2	0-0/0.000	0-0-0	4-0	1	1	0	0	4/5.2
La. Tech	12/22/13		8	0-2/.000	0-2	0-0/0.000	0-1-1	1-0	1	1	0	0	0/4.4
OSU	12/27/13		21	1-9/.111	0-5	0-0/0.000	1-0-1	3-0	1	0	0	0	2/4.1
ULL	1/4/14					DNP							
UTA	1/9/14					DNP							
TX ST	1/11/14		9	0-3/.000	0-2	0-0/0.000	1-1-2	0-0	0	0	0	1	0/3.7
Troy	1/16/14		11	3-5/.600	3-4	0-0/0.000	0-0-0	3-0	0	0	0	0	9/4.2
USA	1/18/14		24	3-8/.375	2-7	2-2/1.000	2-2-4	2-0	0	0	0	0	10/4.7
WKU	1/23/14		16	2-6/.333	2-6	0-0/0.000	0-2-2	1-0	0	0	0	1	6/4.8
GSU	1/25/14	*	35	4-11/.364	2-9	0-0/0.000	0-2-2	4-0	1	0	0	0	10/5.2
ASU													
ULL													
TX ST													
UTA													
UALR													
GSU													
WKU													
USA													
Troy													
ASU													
UALR													
Totals		1	202	24-66/.364	18-53/.340	2-3/.667	5-16-21	24-0	5	6	0	4	68/5.2



## 35 Colten Ponder

Sophomore | Forward | 6-5 | 215  
Shreveport, La. | Calvary Baptist Academy

	Season-High	Career-High
Pts	N/A	N/A
FG	N/A	N/A
3FG	N/A	N/A
FT	N/A	N/A
Asst	N/A	N/A
Reb	N/A	1, vs. LTU (11/24/12)
Blocks	N/A	N/A
Steals	N/A	N/A
Min	2, at OSU (12/27/13)	2, at OSU (12/27/13)

Opponent	Date	GS	Min	FG-FGA/Pct.	3FG-FGA	FT-FTA/PCT	O-D-T	PF-FO	A	TO	Blk	Stl	Pts/Avg
Kansas	11/8/13					DNP							
Samford	11/18/13					DNP							
NSU	11/21/13					DNP							
Thomas	12/9/13					DNP							
LSU	12/14/13					DNP							
Ole Miss	12/18/13					DNP							
La. Tech	12/22/13					DNP							
OSU	12/27/13		2	0-0/.000	0-0	0-0/0.000	0-0-0	0-0	0	0	0	0	0/0.0
ULL	1/4/14					DNP							
UTA	1/9/14					DNP							
TX ST	1/11/14					DNP							
Troy	1/16/14					DNP							
USA	1/18/14					DNP							
WKU	1/23/14					DNP							
GSU	1/25/14					DNP							
ASU													
ULL													
TX ST													
UTA													
UALR													
GSU													
WKU													
USA													
Troy													
ASU													
UALR													
<b>Totals</b>			<b>2</b>	<b>0-0/.000</b>	<b>0-0</b>	<b>0-0/0.000</b>	<b>0-0-0</b>	<b>0-0</b>	<b>0</b>	<b>0</b>	<b>0</b>	<b>0</b>	<b>0/0.0</b>



# Warhawks Men's Basketball

University of Louisiana at Monroe



## Media Roster



### **0 Marvin Williams**

Junior | Center | 6-8 | 245  
Memphis, Tenn.  
NW Florida State College  
8.0 ppg, 4.2 rpg, .469 FG%



### **13 Chinedu Amajoyi**

Junior | Guard | 6-3 | 195  
Rancho Cucamonga, Calif.  
Kilgore College  
1.9 ppg, 1.5 rpg, .429 FG%



### **1 Jayon James**

Senior | Forward | 6-6 | 225  
Paterson, N.J.  
Lamar State-Port Arthur  
10.0 ppg, 6.1 rpg, .528 FG%



### **15 Kyle Koszuta**

Sophomore | Guard | 6-2 | 190  
Niceville, Fla.  
Niceville HS  
2.2 ppg, .289 FG%, .250 3FG%




### **2 DeMondre Harvey**

Sophomore | Forward | 6-7 | 210  
Minden, La.  
Pearl River CC  
3.2 ppg, 3.7 rpg, .513 FG%



### **20 Evan Sims**

Junior | Forward | 6-8 | 235  
Houston, Texas  
Lamar State-Port Arthur  
1.0 ppg, 1.3 rpg, .250 FG%



### **3 Marcellis Hansberry**

Senior | Guard | 6-0 | 185  
Jackson, Miss.  
Provine HS  
ACL Injury




### **22 Lance Richard**

Freshman | Guard | 5-10 | 170  
Monroe, La.  
Sterlington HS  
Redshirting




### **4 R.J. McCray**

Senior | Guard | 6-2 | 190  
Arlington, Texas  
Grace Prep Academy  
4.2 ppg, .326 FG%, .273 3FG%




### **23 Millann Brown**

Senior | Forward | 6-7 | 230  
Gunnison, Miss.  
East Mississippi CC  
1.8 ppg, 2.7 rpg, .444 FG%




### **10 Amos Olatayo**

Senior | Guard | 6-4 | 200  
Houston, Texas  
Navarro College  
13.2 ppg, 5.3 rpg, .453 FG%




### **33 Daniel Grieves**

Sophomore | Guard | 6-6 | 210  
Bay St. Louis, Miss.  
Pearl River CC  
5.2 ppg, .364 FG%, .340 3FG%




### **11 Nick Coppola**

Freshman | Guard | 5-11 | 195  
Richmond, Va.  
Benedictine Prep  
4.5 ppg, 2.9 rpg, 3.6 apg




### **34 Leon Carswell JJ**

Junior | Forward | 6-3 | 225  
Bossier City, La.  
Hannibal-LaGrange University  
2.0 ppg, 2.0 rpg, (one appearance)



### **12 Tylor Ongwae**

Junior | Forward | 6-7 | 205  
Eldoret, Kenya  
Ranger College  
16.2 ppg, 5.2 rpg, .448 FG%



### **35 Colten Ponder**

Sophomore | Forward | 6-5 | 215  
Shreveport, La.  
Calvary Baptist Academy  
2 mins (one appearance)